

Impact Evaluation Results of Raste Ki Pathshala

A joint initiative of VOPA and Nanded Regional Transport Office



In this presentation

- Timeline
 - Survey instrument
 - Expected activities in the intervention phase
- Sample description
- Change in percentage scores
- Analysis approach
- Results for grades 3-5
- Results for grades 6-10
- Comparison of schools
- Reflections
- Summary

Timeline

September 2023

- Baseline survey was conducted on the 16th of September 2023
- Survey questionnaire contained 20 questions.
- Purposive sampling was used to select 10 schools
- 977 students enrolled in grades 3-10 participated in the survey
- The VOPA team monitored the data collection in 1 school.

October

November

Intervention phase

December 2023

- The endline survey was conducted on the 13th of December 2023.
- The same questionnaire was used in the baseline and endline.
- The grades surveyed at baseline were surveyed at endline.
- 858 students enrolled in grades 3-10 participated in the survey.
- The VOPA team monitored the data collection in 3 schools.

Survey instrument



रस्ता सुरक्षा प्रश्नावली (प्रादेशिक परिवहन कार्यालय, नांदेड)



विद्यार्थ्यांचे नाव: _____ दिनांक: _____
इयत्ता: _____ शाळेचे नाव: _____

नमस्कार, दैनंदिन जीवनात विद्यार्थ्यांनी रस्त्यावर चालताना तसेच वाहन चालवताना वाहतूक व रस्त्यावरील सुरक्षा कशी राखली जाते हे समजून घेण्यासाठी ही प्रश्नावली तयार केली आहे. याचा उद्देश विद्यार्थ्यांमध्ये रस्ता सुरक्षा संदर्भात जनजागृती, संशोधन आणि अभ्यास एवढाच असणार आहे.

खालील प्रश्नांसाठी योग्य तो पर्याय निवडा.

1. पायी चालणाऱ्या लोकांनी रस्ता सुरक्षितपणे कसा पार करावा? a) डाव्या बाजूने b) झेब्रा क्रॉसिंग वरून चालत c) हात दाखवत d) पळत पळत
2. भारतात रस्त्याच्या कोणत्या बाजूने गाडी चालवली जाते? a) उजव्या बाजूने b) डाव्या बाजूने c) दोन्ही बाजूंनी d) सडकेच्या मध्यभागातून
3. रस्त्यावरून चालताना पादचाऱ्यांना (पायी चालणारे लोक) अपघाताचा धोका कसा कमी करता येईल? a) चालकाने त्यांना पाहिले आहे असे समजावे c) गुगल मॅप चा वापर करावा b) रस्त्याच्या उजव्या बाजूने चालावे d) रस्त्याच्या डाव्या बाजूने चालावे
4. रस्ता ओलांडण्यापूर्वी तुम्ही नेहमी काय केले पाहिजे असे तुम्हाला वाटते? a) वेगाने रस्ता ओलांडायची तयारी b) डावीकडील गाड्या पाहून c) सोबतीला मित्राला बोलवावे d) रस्त्याच्या दोन्ही बाजूंना पहावे
5. लाल ट्रॅफिक लाइटचा अर्थ काय आहे? a) पळत चला b) उजवीकडे वळावे c) थांबा d) वेग वाढवा
6. तुम्ही चालत असताना एखाद्या वाहनाने तुमच्यासाठी हॉर्न वाजवला तर तुम्ही काय कराल? a) हात करून हसाल c) थांबून, वाहनाकडे पाहून चाचपणी कराल b) पळून जाल d) त्याकडे दुर्लक्ष कराल
7. पिवळा ट्रॅफिक लाइट काय दर्शवतो? a) वेग वाढवा b) वेग हळू करा c) सावधगिरीने पुढे जा d) थांबा
8. जर तुम्ही रस्त्यावरील अपघात पाहिला, तर तुम्ही काय कराल? a) फोटो घेऊन, सोशल मीडियावर पोस्ट कराल c) चालत रहा आणि त्याकडे दुर्लक्ष करा b) आपत्कालीन मदतीसाठी कॉल कराल आणि शक्य असल्यास मदत घाल d) त्वरीत गाडी पुढे चालवा
9. या प्रतिमेच्या आधारे सांगा कि ते चिन्ह काय सूचित करत आहे? a) काम चालू आहे b) पुढे लोक चालत आहे c) पुढे बर्गीचा आहे d) पुढे नो एन्ट्री आहे
10. या प्रतिमेच्या आधारे, हे रस्ता चिन्ह काय सूचित करते? a) पुढे बळगाचा रस्ता आहे b) हॉर्न बंद c) पुढे घर आहे d) पुढे नो एन्ट्री आहे



11. या प्रतिमेच्या आधारे, हे चिन्ह काय सूचित करते?

- a) हात धरून रस्ता ओलांडा b) पुढे घरे आहेत c) पुढे नो एन्ट्री झोन आहे d) पुढे शाळा आहे.



12. वेग मर्यादा चिन्ह काय सूचित करतात?

- a) वाहनाचा कमाल वेग b) वाहनाचा किमान वेग c) वाहन आणि रस्त्याचा किमान वेग d) यापैकी नाही


13. विद्यार्थ्यांनो, '30' चिन्ह असलेली पाटी काय सूचित करते?

- a) वाहनाचा कमाल वेग b) चालकांसाठी सुचवलेला वेग c) वाहनाचा किमान वेग d) यापैकी नाही



14. खालील प्रतिमेच्या आधारे, दोन्ही चालक काय इशारा करत आहे?

- a) चालक मागे असणाऱ्या गाड्यांना थांबवत आहे.
b) चालक इतरांना बाजूने जायला सांगत आहे.
c) चालक डावीकडे वळत आहे.
d) चालक उजवीकडे वळत आहे



15. ट्रॅफिक सिग्नलद्वारे नियंत्रित असलेल्या झेब्रा क्रॉसिंग जवळ येत असताना, सिग्नल गाडी चालकासाठी हिवा झाला आहे. पण तरीही पादचारी (पायी चालणारे लोक) रस्ता ओलांडत आहेत. अशावेळी चालकाने काय करावे?

- a) चारंवार हॉर्न वाजवावा c) गती कमी करावी व पादचाऱ्यांना रस्ता ओलांडू द्यावा
b) वेग वाढवावा. d) त्यांना ओलांडून पुढे जावे

16. तुम्ही गाडी चालवत आहात आणि तुम्हाला साधरन वाजवत एक रुग्णवाहिका जवळ येताना दिसते. तेव्हा तुम्ही काय कराल?

- a) वाहतूक कोंडी टाळण्यासाठी रुग्णवाहिका थांबवून देवाल. c) रस्त्याच्या एका बाजूला होऊन रुग्णवाहिकेला जाऊ द्याल.
b) नेहमीप्रमाणे वाहन चालवणे सुरू ठेवाल. d) त्वरीत मार्ग सोडण्यासाठी आपला वेग वाढवाल.

17. मोटारसायकल चालवताना हेल्मेट का घालावे?

- a) आपले केस व्यवस्थित ठेवण्यासाठी c) तुमच्या डोक्याला दुखापत होण्यापासून वाचवण्यासाठी
b) तुमचे डोळे सूर्यापासून वाचवण्यासाठी d) पोलिसांनी दंड लावू नये म्हणून

18. विद्यार्थ्यांनो रस्त्यावर अपघात झाल्यास रुग्णवाहिका (Ambulance) बोलावण्यासाठी कोणत्या नंबरवर फोन करायचा असतो?

- a) 100 b) 1098 c) 101 d) 108

19. कामध्ये सीट बेल्ट वापरणे का महत्त्वाचे आहे?

- a) कपडे खराब होऊ नये यासाठी c) तुमचे ड्रायव्हिंग कौशल्य वाढवण्यासाठी
b) पोलिसांकडून दंड बसू नये म्हणून d) कार अपघातात दुखापत होण्याचा धोका कमी करण्यासाठी

20. झेब्रा क्रॉसिंग ओलांडणे केव्हा सुरक्षित असते?

- a) जेव्हा दोन्ही बाजूची वाहतूक मंदावली असेल c) जेव्हा दोन्ही बाजूची वाहतूक थांबलेली असेल
b) जेव्हा डाव्या बाजूची वाहतूक थांबलेली असेल d) जेव्हा उजव्या बाजूची वाहतूक सुरू असेल

Expected activities in intervention phase

- **Cluster Heads**

- Organise training on RKP course for headteachers and tech-savvy teachers.
- Follow up with headteachers to ensure completion of assigned responsibilities.

- **Headteachers**

- Conduct parents meeting in school to install the V-School app with the help of teachers.
- Guide parents on effectively using the V-School app at home.

Expected activities in intervention phase

- **Teachers**

- Install the V-School app and create a profile before 29th September 2023.
- Teach RKP coursework for two hours every week.
- Teach two lessons of RKP coursework every week.
- Provide homework for every lesson.

- **Students**

- Spend at least 30 minutes practicing each lesson.

Sample description

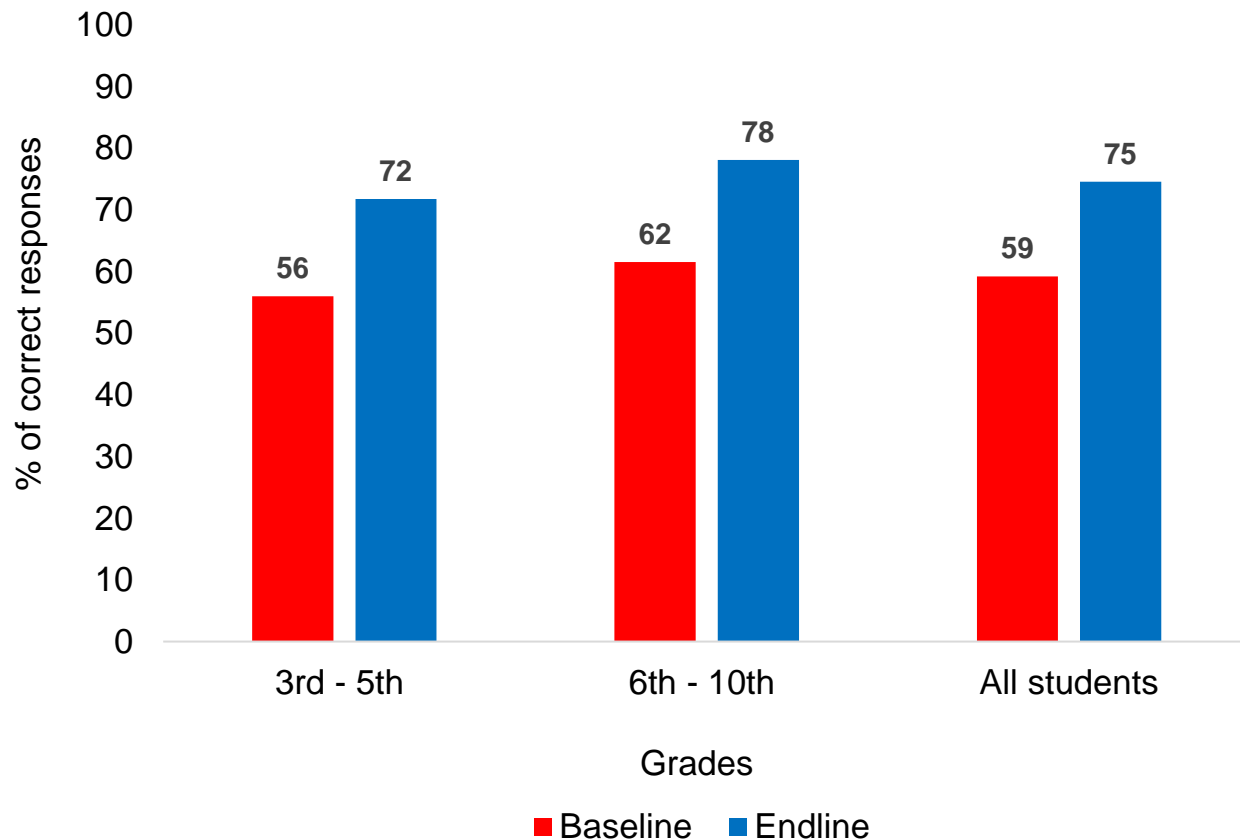
School Name	Baseline			Endline		
	Male	Female	Total	Male	Female	Total
ZPCPS Ijgatgaon	37	56	93	29	43	76
ZPCPS Talegaon	69	88	157	71	63	134
ZPPS Siddhi Tanda	20	21	43	21	20	41
ZPPS Karkala	10	8	18	12	6	18
ZPPS Jamgaon	30	31	61	32	28	60
ZPPS Dhanora	54	46	100	38	32	70
ZPPS Bitnal	67	83	162	76	86	169
ZPPS Somthana	54	52	106	53	40	97
ZPPS Savargaon Kala	24	23	47	24	22	46
Sharda Vidyalay Dhanora	109	95	204	73	89	162
Total	474	503	977	429	429	858

Sample description

Grade	Baseline			Endline		
	Male	Female	Total	Male	Female	Total
3	97	103	200	92	84	176
4	84	92	176	98	95	193
5	80	87	167	76	69	145
6	56	60	116	51	46	97
7	42	60	102	34	44	78
8	53	31	84	5	2	7
9	33	39	72	36	51	87
10	29	31	60	37	38	75
Total	474	503	977	429	429	858

Grade-wise change in percentage scores

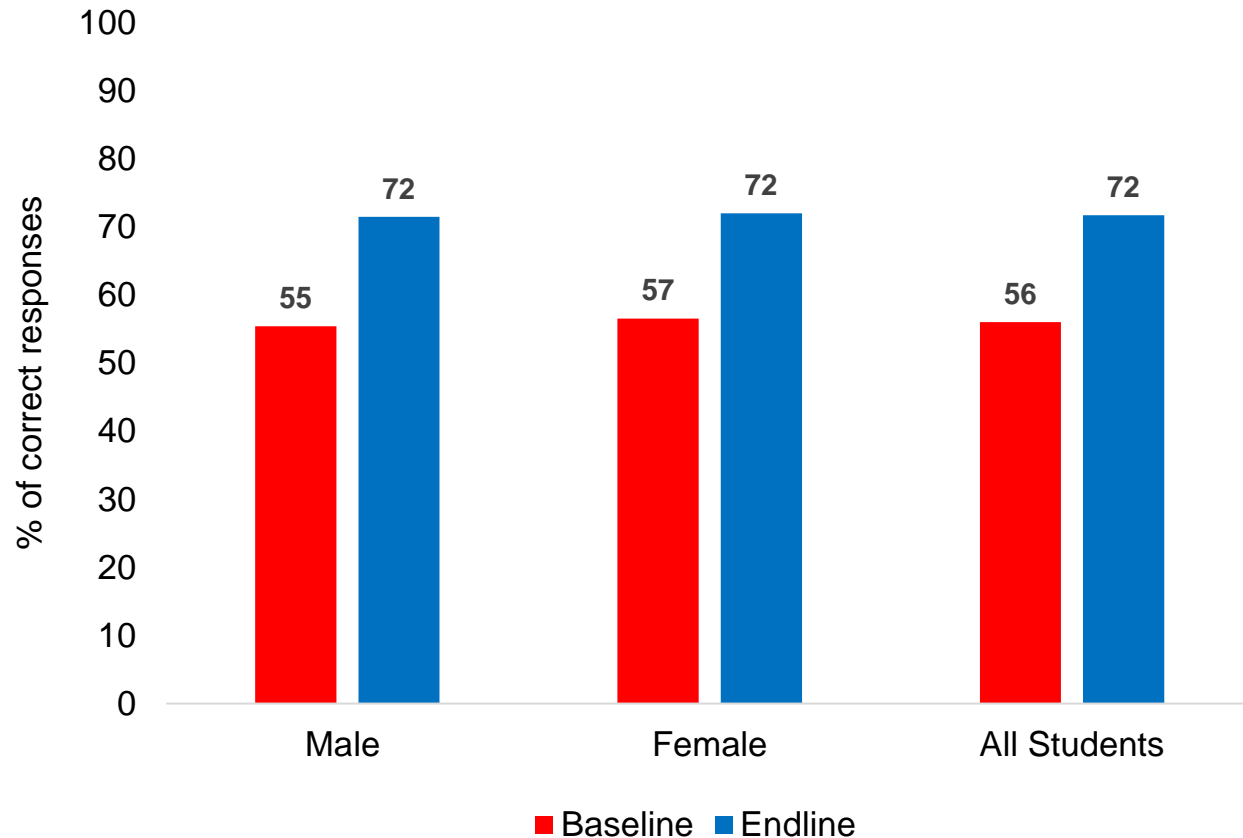
Grade-wise performance of students in baseline and endline



- The percentage of correct responses in baseline as well as endline of 3rd to 5th and 6th to 10th grades are comparable with each other.
- As compared to baseline, there was 16 percentage points increase in correct responses of 3rd to 5th as well as 6th to 10th grade students in endline.

Gender-wise change in percentage scores (grades 3-5)

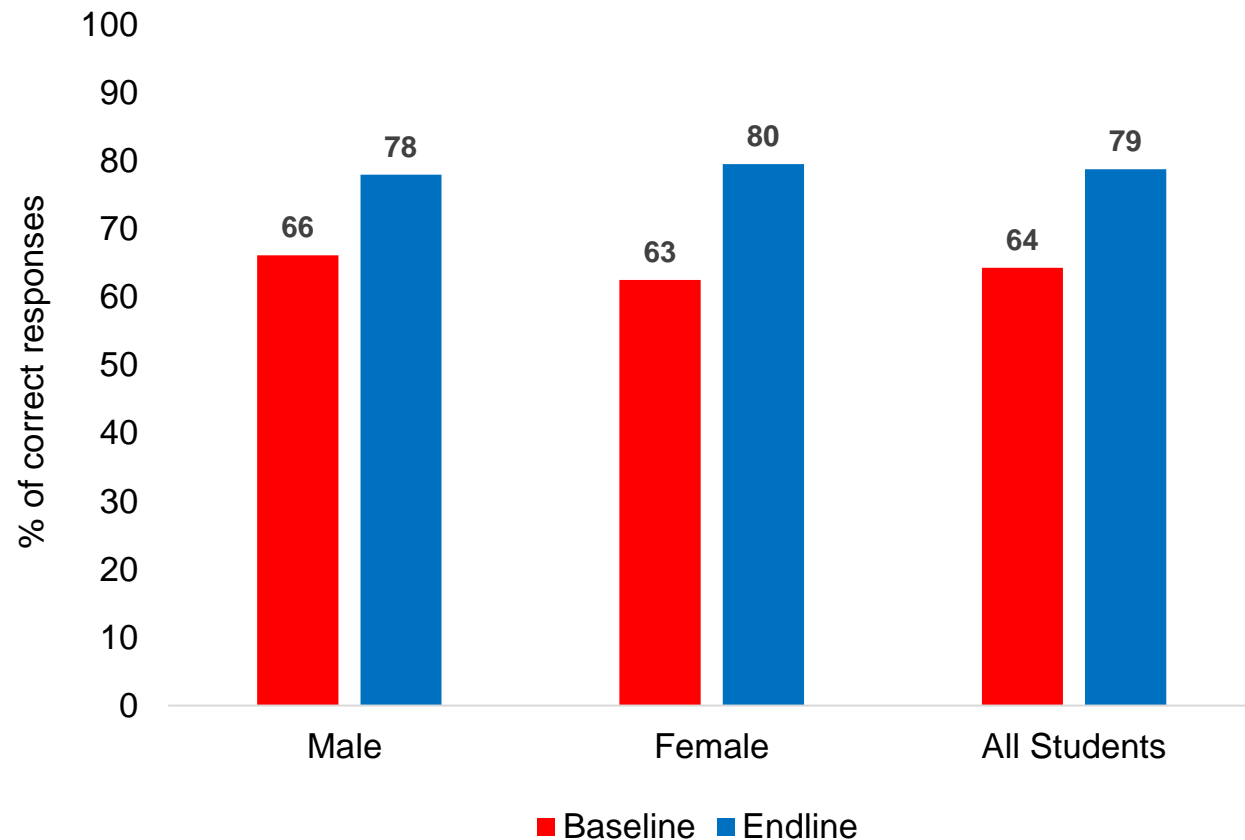
Gender-wise performance of 3rd to 5th grade students in baseline and endline



- The percentage of correct responses in baseline as well as endline of male and female is comparable with each other.
- As compared to baseline, there was 17 and 15 percentage points increase in correct responses of male and female students respectively in endline.

Gender-wise change in percentage scores (grades 6-10)

Gender-wise performance of 6th to 10th grade students in baseline and endline



- The percentage of correct responses in baseline as well as endline of male and female is comparable with each other.
- As compared to baseline, there was 12 and 17 percentage points increase in correct responses of male and female students respectively in endline.

Analysis approach

General information (8)

- Includes questions on general road safety signs, symbols & rules.
- **Grades 3-5:** all questions are relevant
- **Grades 6-10:** all questions are relevant

Action (5)

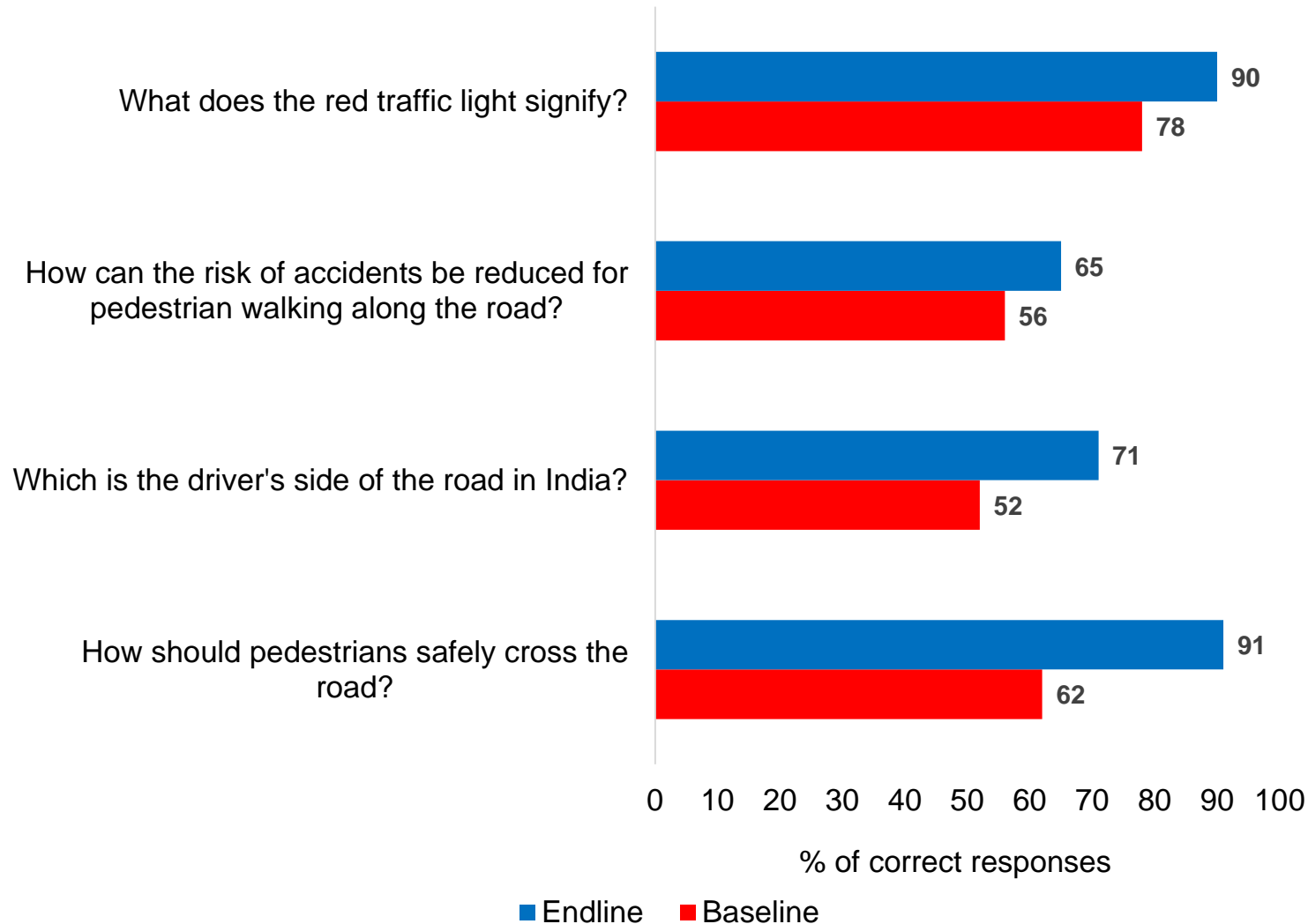
- Includes questions where students have to take appropriate actions.
- **Grades 3-5:** 3 questions are relevant
- **Grades 6-10:** all questions are relevant

Driving related (5)

- Includes questions about how drivers should deal with different on-road situations
- Relevant for **grades 6-10** only

Change in road safety knowledge (grades 3-5)

Performance of 3rd to 5th grade students in questions under general information theme in baseline and endline

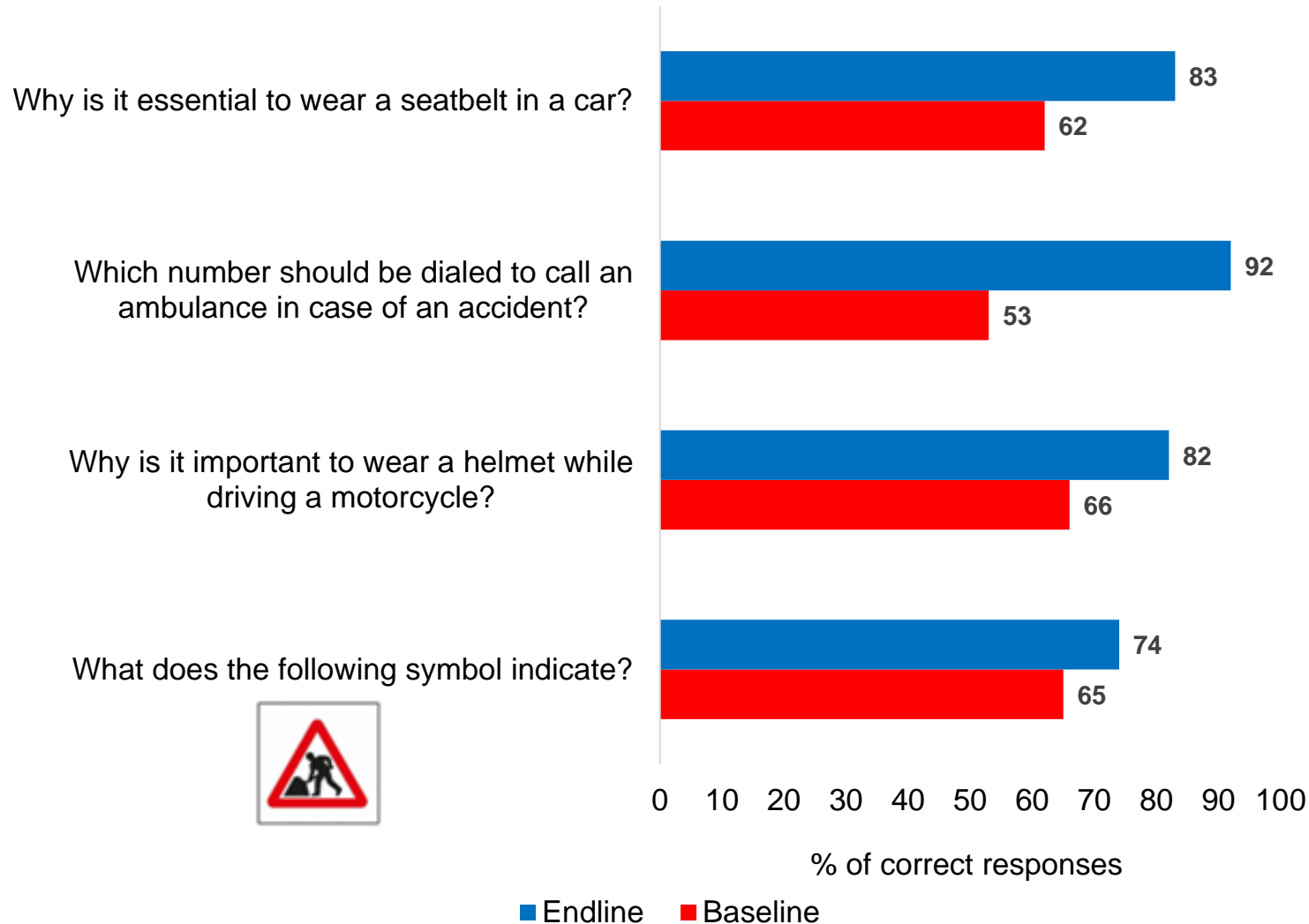


As compared to baseline, in endline:

- 9 percentage points more students know that they should walk on right side of the road.
- 19 percentage points more student understand that left side is the driver's side in India.
- 29 percentage points more students understand the use of zebra-crossing to safely cross the road.

Change in road safety knowledge (grades 3-5)

Performance of 3rd to 5th grade students in questions under general information theme in baseline and endline

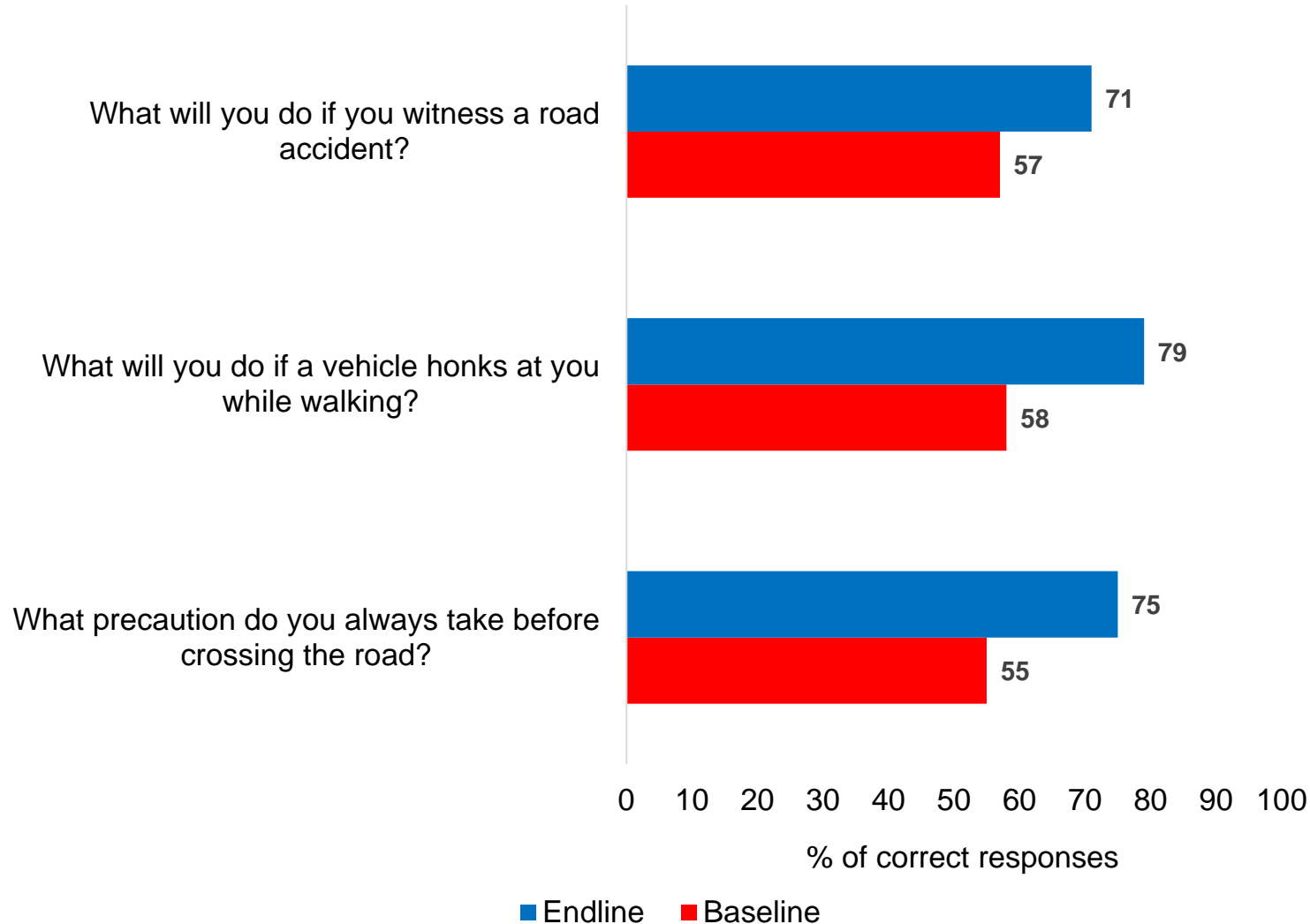


As compared to baseline, in endline:

- 21 percentage points more student understand the importance of wearing seatbelt.
- 39 percentage points more student know the helpline number of ambulance.
- 16 percentage points more student understand the importance of using helmet.

Change in road safety knowledge (grades 3-5)

Performance of 3rd to 5th grade students in questions under action theme in baseline and endline

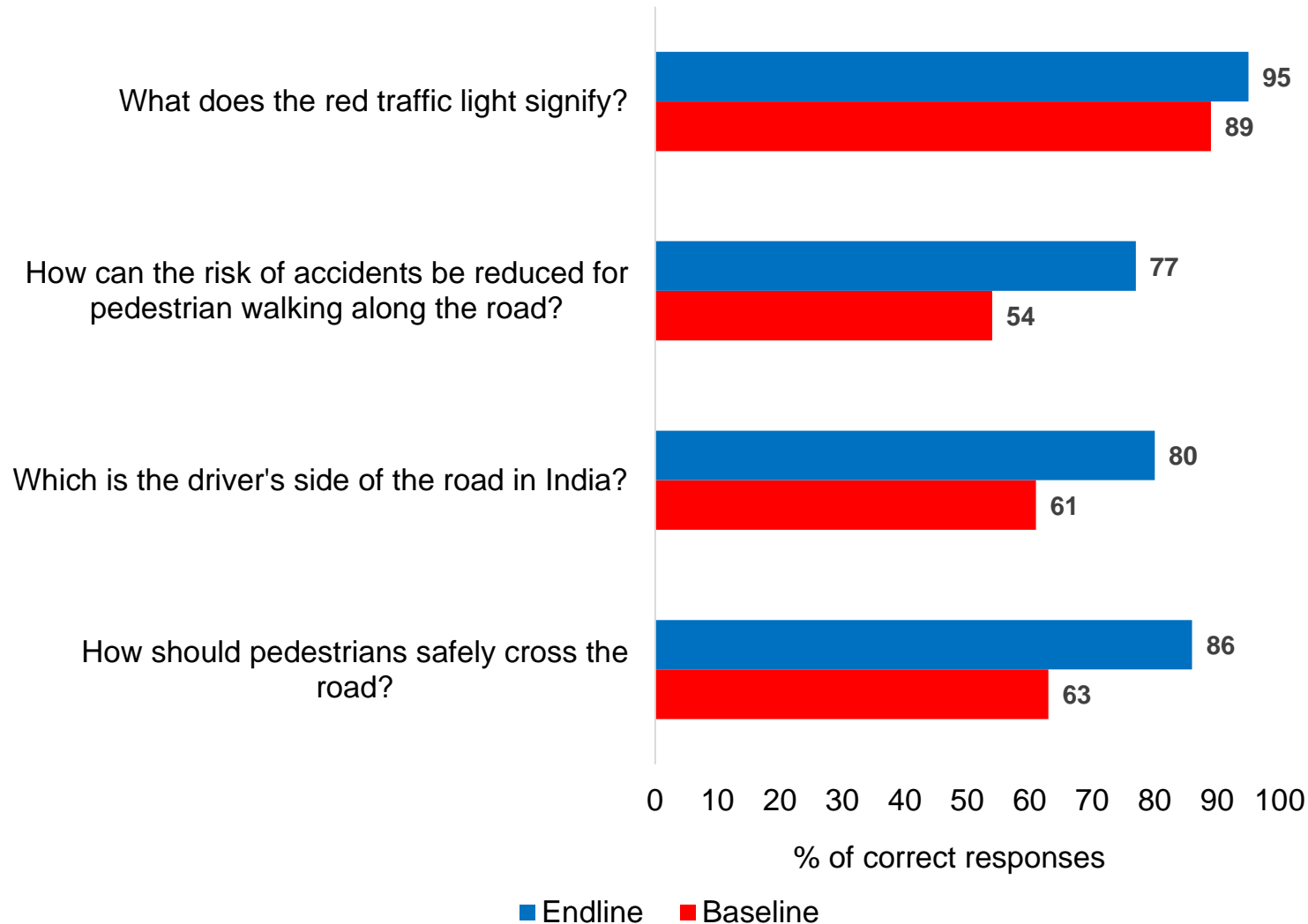


As compared to baseline, in endline:

- 14 percentage points more student understand what to do when they witness the accident
- 21 percentage points more student understand what to do when a vehicle honks at them.
- 20 percentage points more student understand that before crossing the road they should check both the sides.

Change in road safety knowledge (grades 6-10)

Performance of 6th to 10th grade students in questions under general information theme in baseline and endline

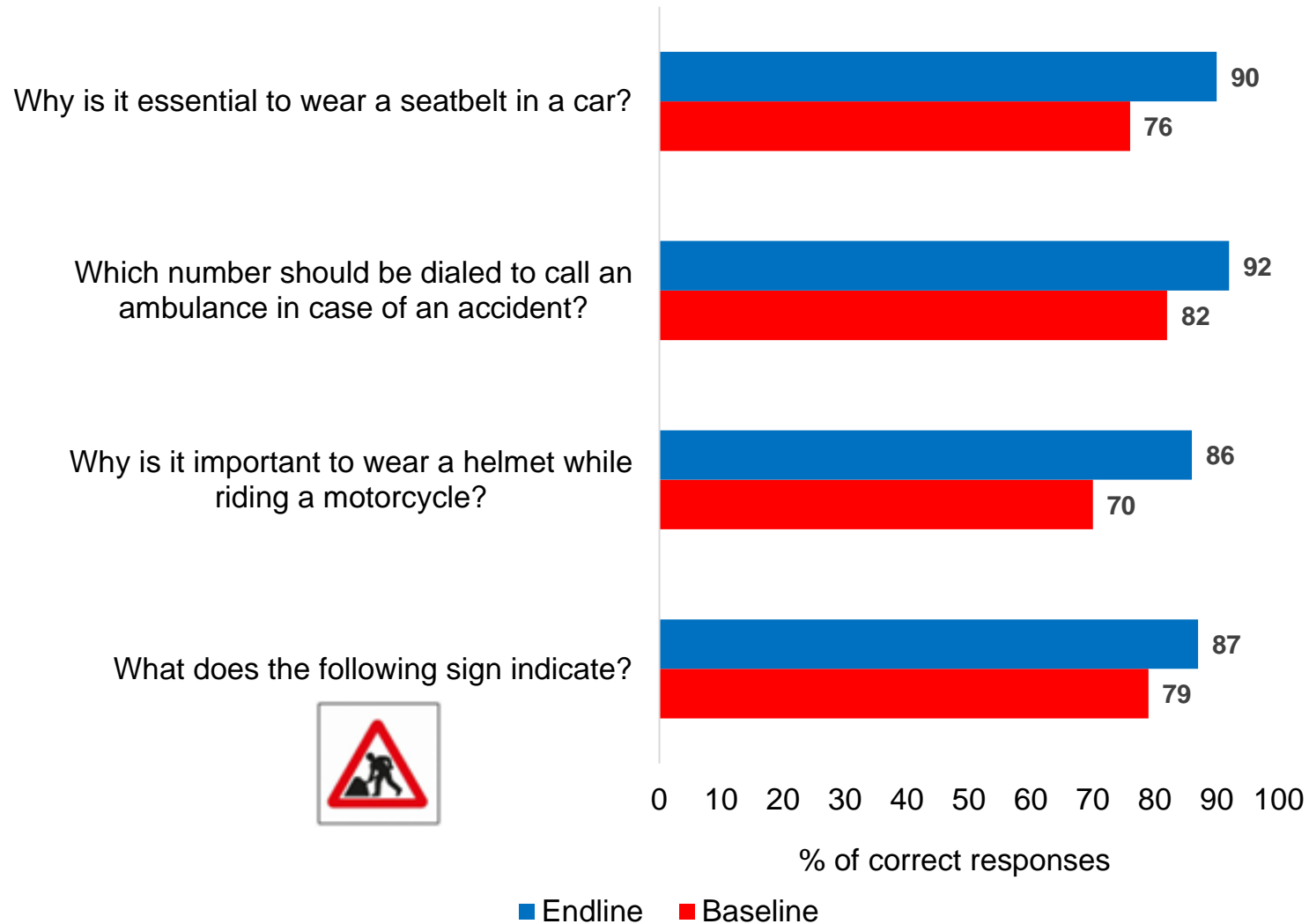


As compared to baseline, in endline:

- 23 percentage points more students know that they should walk on right side of the road.
- 19 percentage points more student understand that left side is the driver's side in India.
- 23 percentage points more students understand the use of zebra-crossing to safely cross the road.

Change in road safety knowledge (grades 6-10)

Performance of 6th to 10th grade students in questions under general information theme in baseline and endline

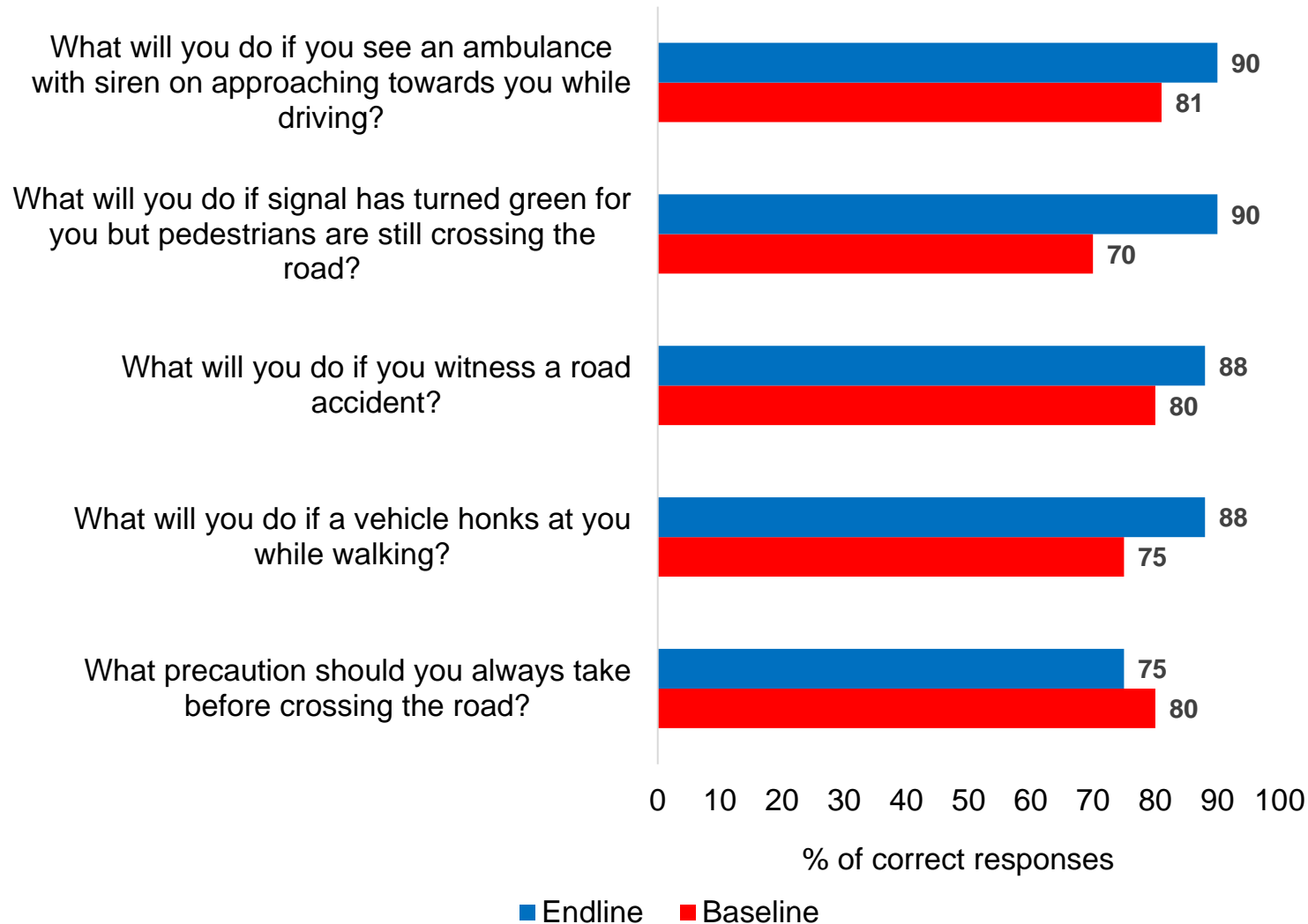


As compared to baseline, in endline:

- 14 percentage points more student understand the importance of wearing seatbelt.
- 10 percentage points more student know the helpline number of ambulance.
- 16 percentage points more student understand the importance of using helmet.

Change in road safety knowledge (grades 6-10)

Performance of 6th to 10th grade students in questions under action theme in baseline and endline

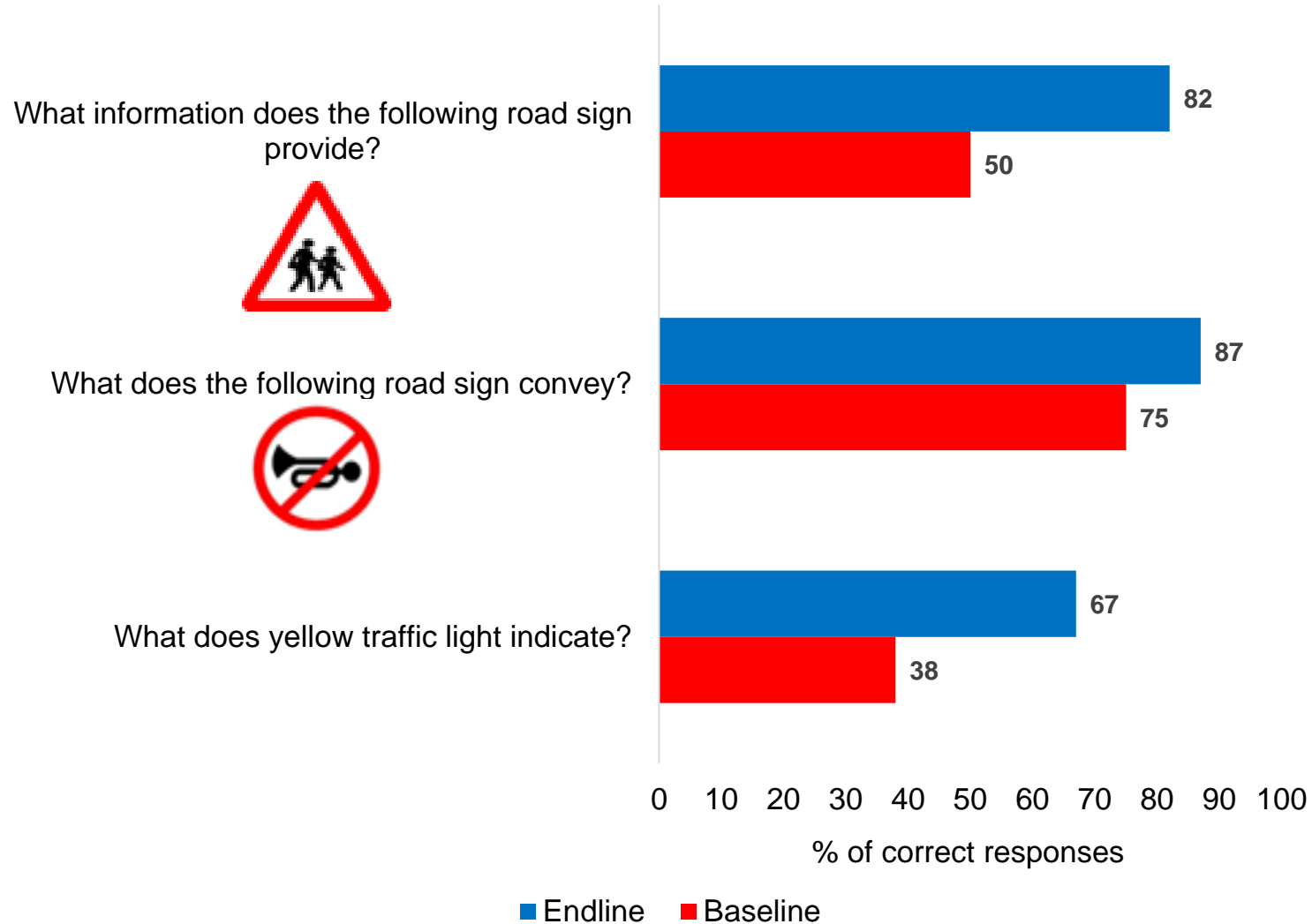


As compared to baseline, in endline:

- 9 percentage points more student understand what to do when in traffic an ambulance with sirens approaches nearby.
- 20 percentage points more student understand what to do when signal turned green for vehicles, but pedestrian are still crossing the road.
- 8 percentage points more student understand what to do when they witness the accident

Change in road safety knowledge (grades 6-10)

Performance of 6th to 10th grade students in questions under driving related theme in baseline and endline

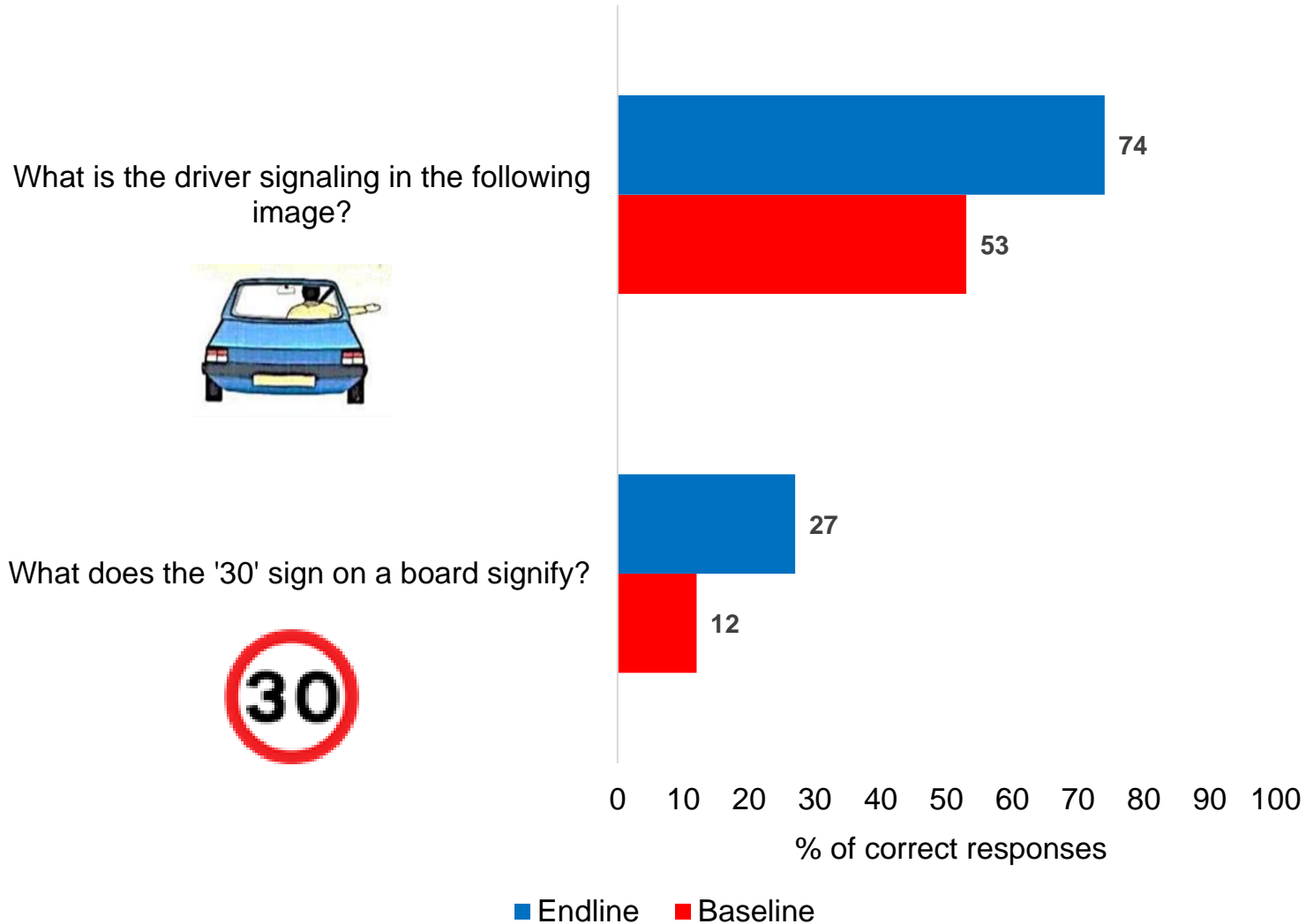


As compared to baseline, in endline:

- 32 percentage points more student understand meaning of pedestrian crossing road sign.
- 12 percentage points more student understand meaning of silence zone board.
- 29 percentage points more student understand meaning of yellow traffic light.

Change in road safety knowledge (grades 6-10)

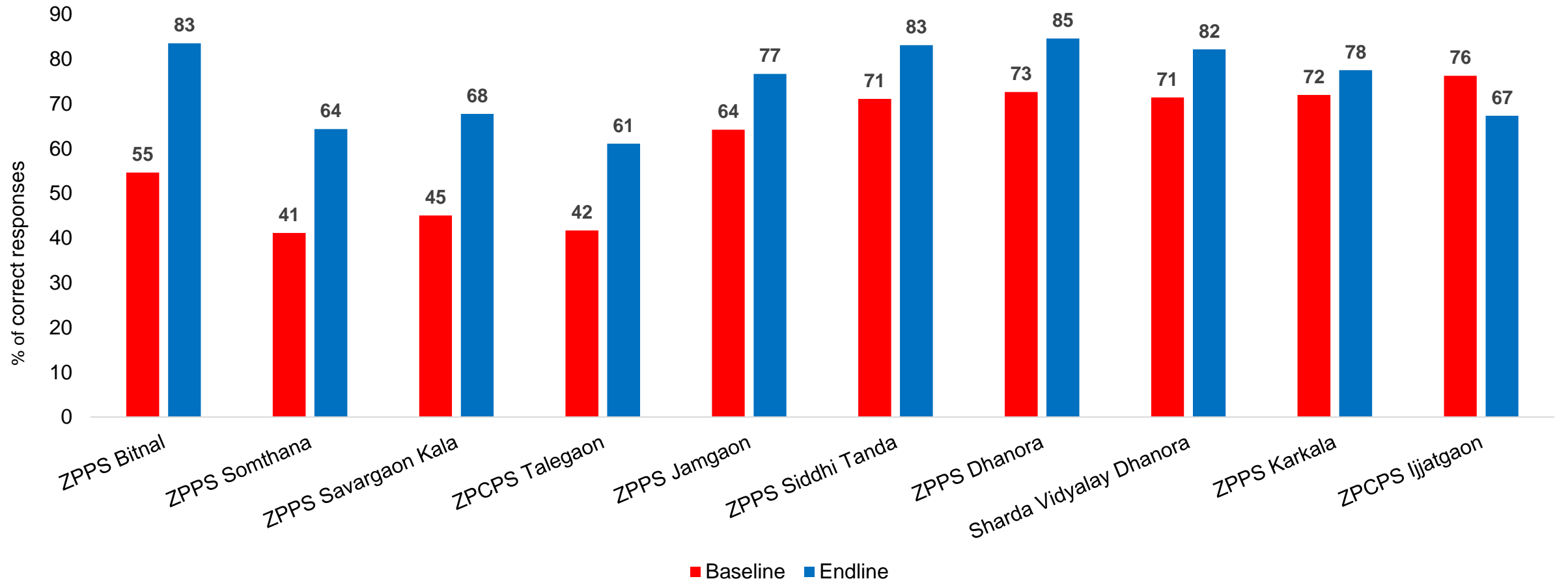
Performance of 6th to 10th grade students in questions under driving related theme in baseline and endline



As compared to baseline, in endline:

- 21 percentage points more student understand meaning of right hand waved out of car by driver.
- 16 percentage points more student understand meaning of '30' sign board.

School-wise road safety awareness



As compared to baseline, in endline:

- ZPPS Bitnal shows the highest i.e., 28 percentage points improvement among all schools in the road safety awareness program.
- ZPCPS Ijjatgaon shows negative improvement in the road safety awareness.

Reflections

Field observations

- ZPPS Bitnal had implemented the course as per the guidelines.
- Hence, in endline, ZPPS Bitnal shows an increment in correct responses by 28 percentage points as compared to baseline.
- ZPCPS Ijjatgaon had not implemented the course as per the guidelines.
- Third party presence is essential for monitoring the assessment.

Scope for improvement

- Include **control group schools** so that we can evaluate impact more precisely.
- Measure inputs i.e., no of lectures conducted per week.
- Regularly monitor during intervention period.
- Regularly monitor app usage.
- Regularly provide nudges.
- Take follow-up of course progress from headteachers.

Summary

Grades 3-5

As compared to baseline, in endline:

- 16 percentage points increase in correct responses of 3rd to 5th grade students of both gender.
- 9 percentage points more students know that they should walk on right side of the road.
- 39 percentage points more student know the helpline number of ambulance.

Grades 6-10

As compared to baseline, in endline:

- 16 percentage points increase in correct responses of 6th to 10th grade students of both gender.
- 23 percentage points more students know that they should walk on right side of the road.
- 28 percentage points more student understand meaning of speed limit sign.

Gaps

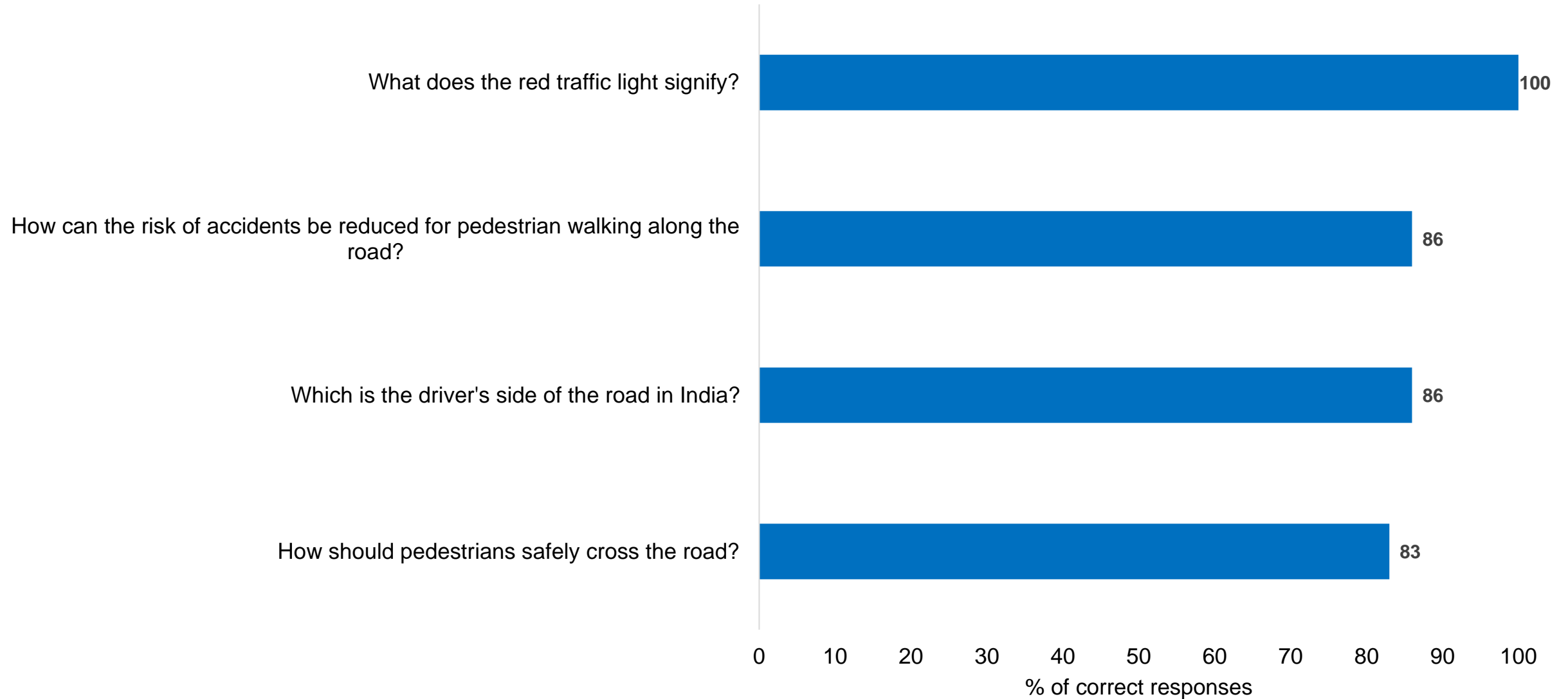
- Include control group schools
- Regularly measure inputs
- Direct monitoring of all assessments by team VOPA

Demographic overview of teachers

School name	Number of teachers assessed
ZPCPS Ijjatgaon	4
ZPPS Bitnal	19
ZPPS Somthana	2
ZPPS Siddhi Tanda	4
Total	29

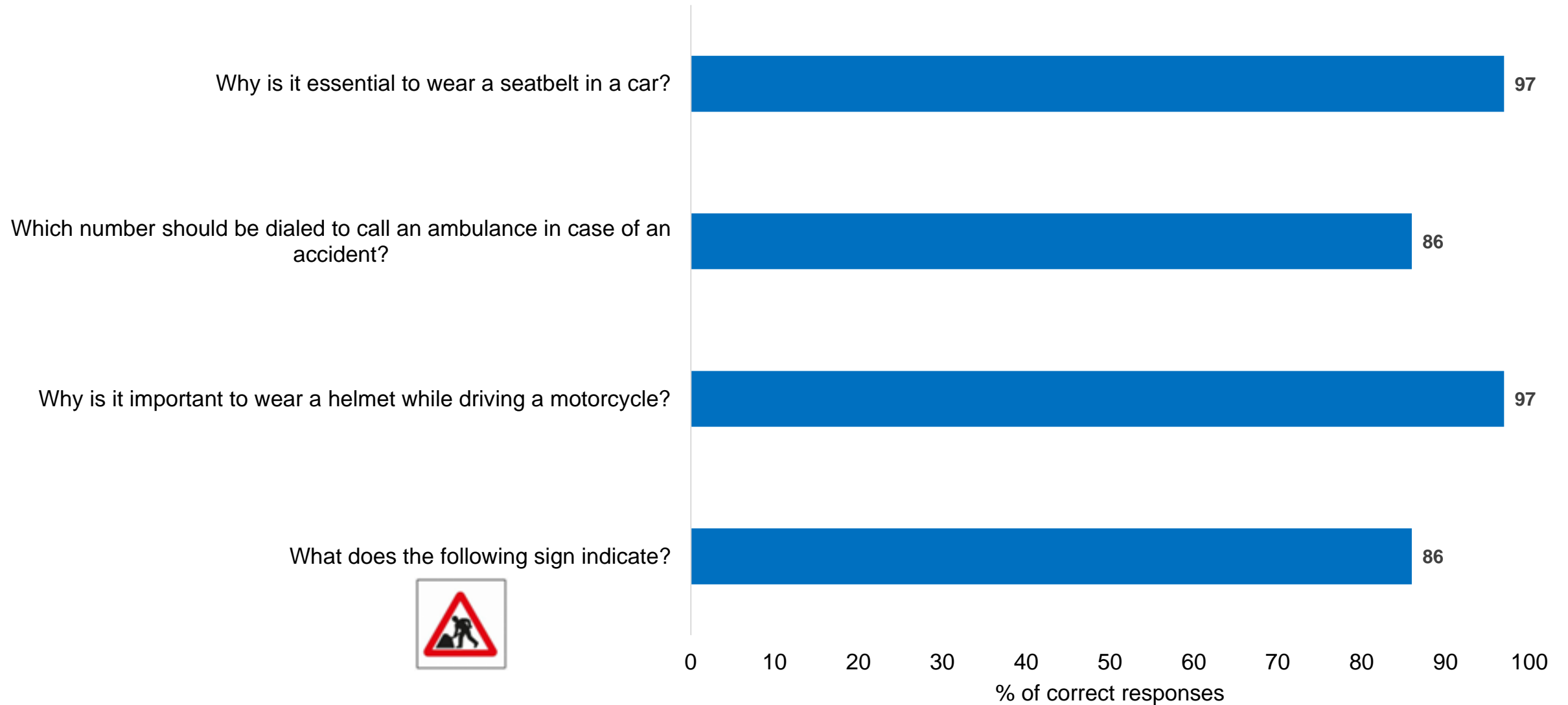
Road safety knowledge of teachers

Performance of teachers in questions under general information related theme



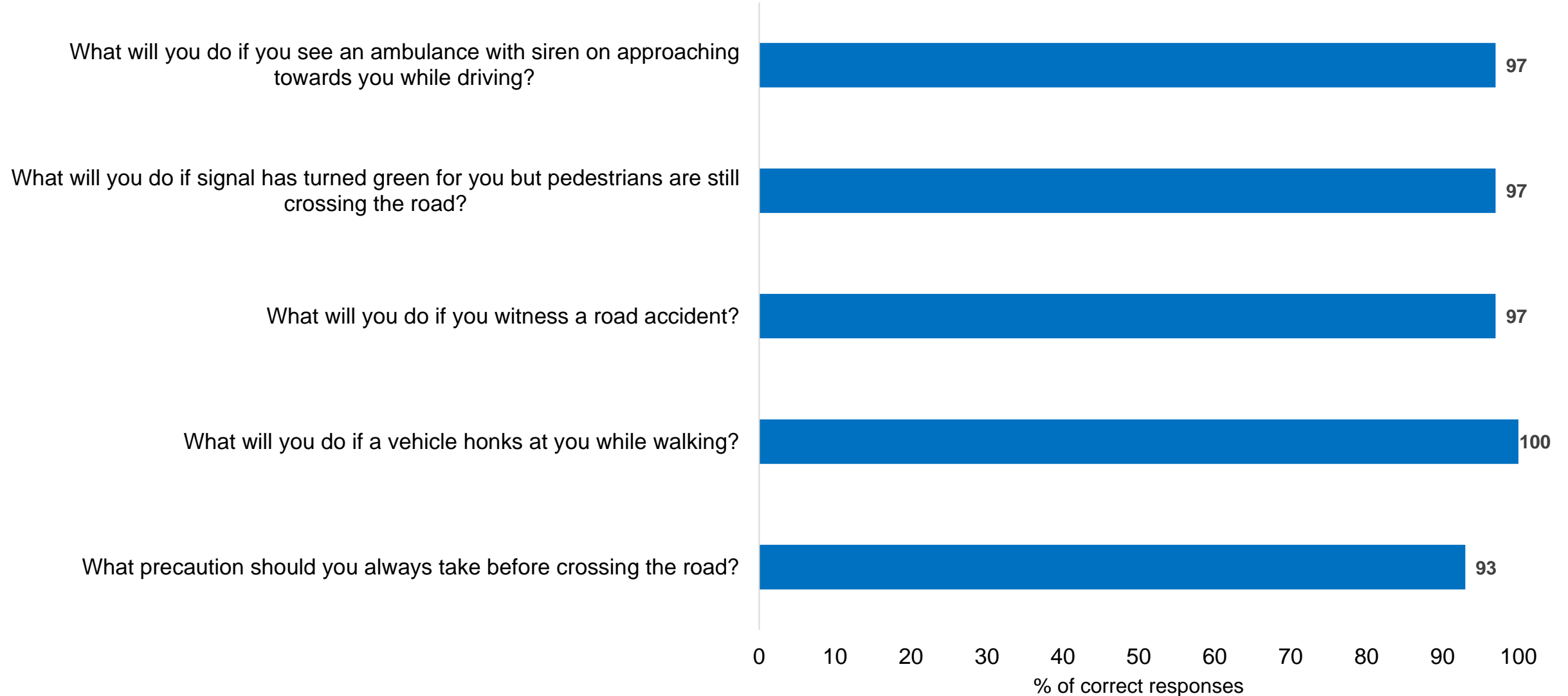
Road safety knowledge of teachers

Performance of teachers in questions under general information related theme



Road safety knowledge of teachers

Performance of teachers in questions under action related theme



Road safety knowledge of teachers

Performance of teachers in questions under driving related theme

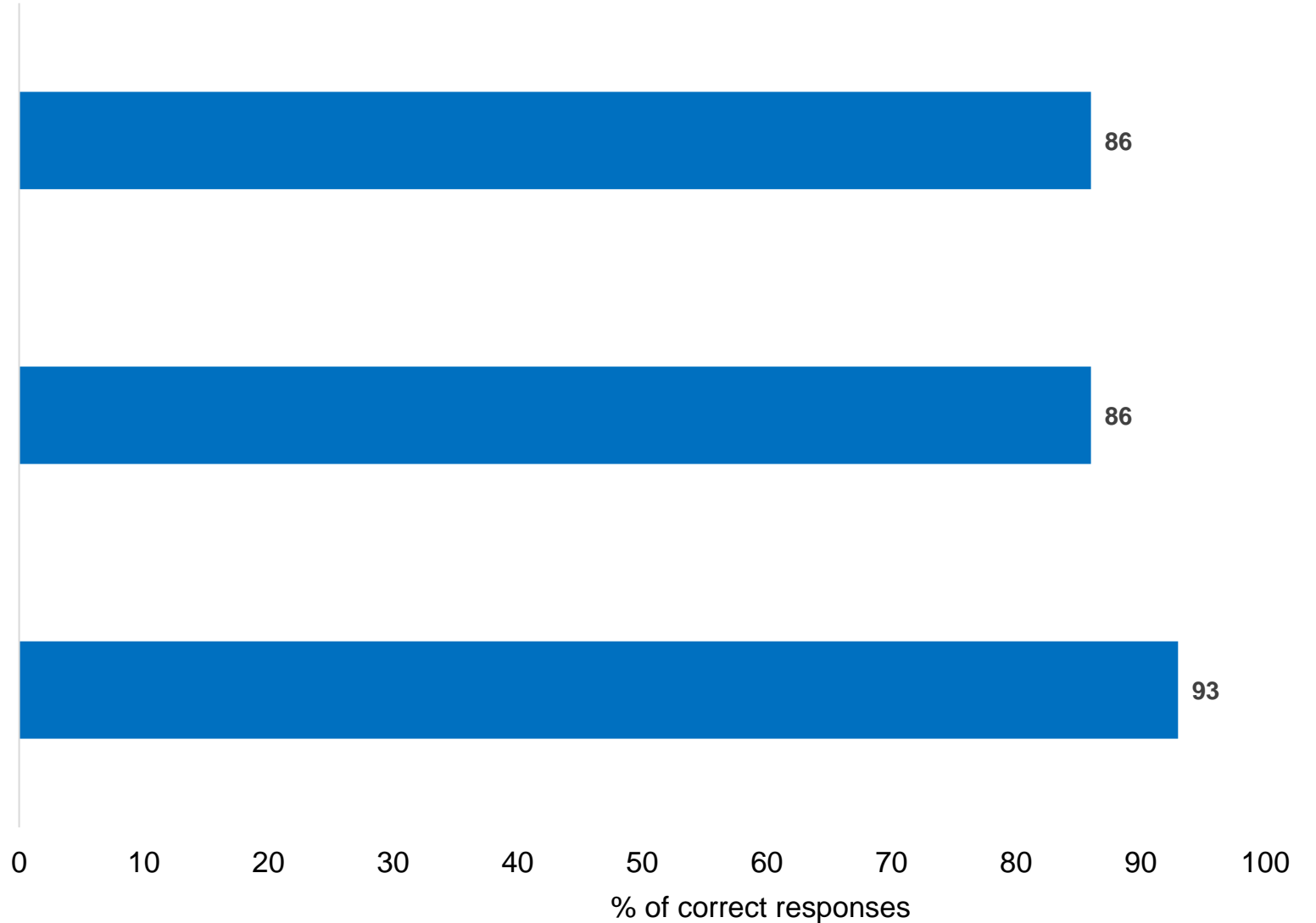
What information does the following road sign provide?



What does the following road sign convey?




What does the yellow traffic light indicate?



Road safety knowledge of teachers

Performance of teachers in questions under driving related theme

What is the driver signaling in the following image?

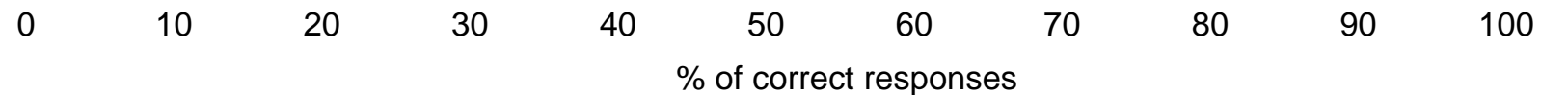


97

What does the '30' sign on the board signify?



86



Thank you